

Software and Projects for empirical surveys

The screenshot shows a web browser window displaying the website of the Bundeszentrale für politische Bildung (bpb) for the project 'Fußball-Nation?!'. The page features a navigation menu on the left and a main content area with a headline 'Fußball-Nation?!' and a sub-headline '„Wir“ werden Europameister?! Fußball und Nationalbewusstsein'. Below the text is a photograph of a cow wearing a German flag. The browser window also shows the GrafStat software interface, which includes a 'Fragebogen:' section with a file name '.dht' and buttons for 'Impressum', 'Hilfe', and 'Ende'. The GrafStat interface also displays a grid of icons for various survey methods and data management options.



Welcome
to the presentation
of

„Research with GrafStat“ Software and Projects for Empirical Surveys in Schools

Andrea Meschede M.A.

Project team of the University of Münster
Department of Educational and Social Sciences
Administration: Prof. Dr. Wolfgang Sander

Software and Projects for empirical surveys

The image shows a screenshot of a web browser displaying the 'Forschen mit GrafStat' website. The website is in German and features a navigation menu on the left with categories like 'Themen', 'Publikationen', and 'Wissen'. The main content area has a header 'Forschen mit GrafStat' and a sub-header 'Das Fragebogenprogramm'. Below this, there are several sections with icons and text, including 'Fragebogen gestalten', 'Daten erfassen', 'Daten auswerten und präsentieren', and 'Befragungen verwalten'. The software interface is overlaid on the website, showing a green-themed window with a title bar 'GrafStat' and a menu bar with options like 'Datei', 'Bearbeiten', 'Daten', 'Auswertung', 'Verwaltung', 'Info', and 'Hilfe'. The main area of the software window contains a grid of icons and checkboxes for various survey-related tasks.

Structure

1. The concept of "Research with GrafStat"
2. The software GrafStat
3. Possibilities for cooperation

Software and Projects for empirical surveys



"Research with GrafStat"

Projects with a survey in its centre in the subjects Political Studies and Social Studies.

Pupils act as **"social researchers"** and examine empirical issues autonomously.

The surveys are always integrated into units about specific political issues.

Unit themes for projects in civic education



Fußball-Nation?!
Nationalbewusstsein und Fußball-EM 2008

"Wir" werden Europameister? Fußball und Nationalbewusstsein
Mit aktualisierten Materialien zur Fußball-EM 2008 können Lehrerinnen und Lehrer auch in diesem Jahr die Frage der nationalen Identität und der Rolle des Fußballs in unserer Gesellschaft in den Unterricht einbringen. Neu ist auch die Kurzanleitung "GrafStat kompakt" mit den wichtigsten Informationen zur Teilnahme am Projekt in nur 4 bis 6 Unterrichtsstunden. Ein Fragebogen für die Befragung Jugendlicher in Deutschland und den EM-Gastländern steht bereits online zur Verfügung. Zentrale Fragen des Projektes sind: Wie entsteht dieses "Wir" Gefühl anlässlich internationaler Fußball-Turniere? Was denken die Deutschen, Österreicher und Schweizer über sich und ihre Nation? Und was hat Fußball damit zu tun? Die Unterrichtsmaterialien beziehen auch die Schülerinnen und Schüler aus anderen Kulturen gezielt mit in die Diskussion ein.

Forschen mit GrafStat
Software und Materialien für Befragungen
Software and Materials for Surveys - Logiciel et matériel pour la réalisation d'enquêtes - Oprogramowanie i materiały do badań ankietowych



Jugend und Europa
Youth and Europe
La Jeunesse et l'Europe
Młodzież i Europa



Units with focus on political questions

We support teachers and pupils / students in their examination of important political topics:

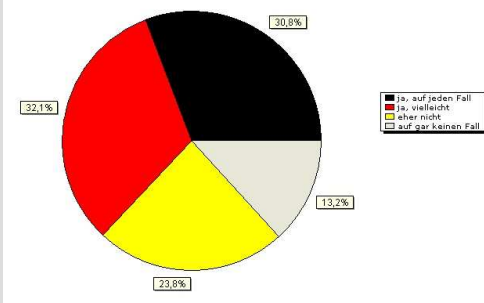
- analysis / prognosis of elections
- youth and Europe
- football and national consciousness
- participation of young people
- integration and migration
- climate change
- ...

→ available at: www.bpb.de/grafstat

Learning targets of the projects



Stell dir vor, du siehst dir ein Spiel der Nationalmannschaft an: Kleidest du dich in den Nationalfarben?



Pupils become Pollsters

Researching and discovering learning activates the pupils and encourages them to discuss political topics.

In the context of this project, pupils

...act as "**social researchers**"

...learn methods and techniques of empirical social research

...deal with political relevant topics

...acquire competences in new media by using the software GrafStat (= **graphics** and **statistics**)

Empirical Surveys / Interviews with GrafStat

The screenshot displays the GrafStat software interface. The top window, titled 'Das Fragebogenprogramm', shows a menu with options like 'Datei', 'Bearbeiten', 'Daten', 'Auswertung', 'Verwaltung', 'Info', and 'Hilfe'. Below this, there's a 'Fragebogen:' section with a dropdown menu set to '-.dht' and buttons for 'Impressum', 'Hilfe', and 'Ende'. A central area shows a preview of a questionnaire form with various input fields and checkboxes. To the right, a bar chart titled 'Sonntagsfrage Münster - Bundestagswahl 2002' displays the percentage distribution of responses for different political parties. The chart shows the following data:

Party	Percentage
SPD	33.3%
CDU	32.5%
FDP	11.2%
B90/Grüne	10.8%
PDS	0.7%
rechte Parteien	1.5%
andere	0.7%
keine Angabe	9.3%

Below the chart, there's a form for 'Fußball und Nation: Was ist im sozialwissenschaftlichen Unterricht für Schule und an vielen anderen Schulen in Österreich und der Schweiz eine Umfrage "Nationalbewusstsein und Fußball-EM 2010". The form includes three questions with radio button and checkbox options for responses.

GrafStat - the Software

... enables to prepare, to carry out and to evaluate empirical surveys on fingertips.

The software allows to:

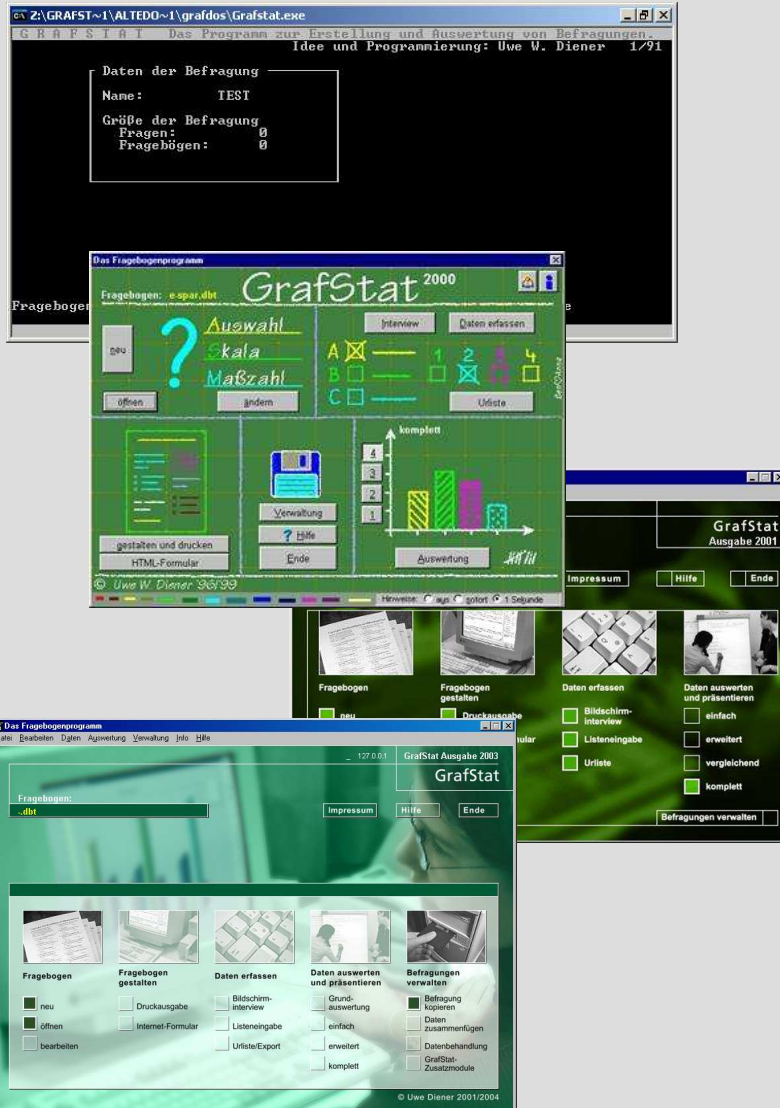
- design questionnaires
- layout and print questionnaires
- input and alterate data
- design and conduct online polls
- evaluate on fingertip
- create (online-) documentations

→ well-structured set of help and instructions

→ easy-to-use-software

→ available in several languages

Empirical Surveys / Interviews with GrafStat



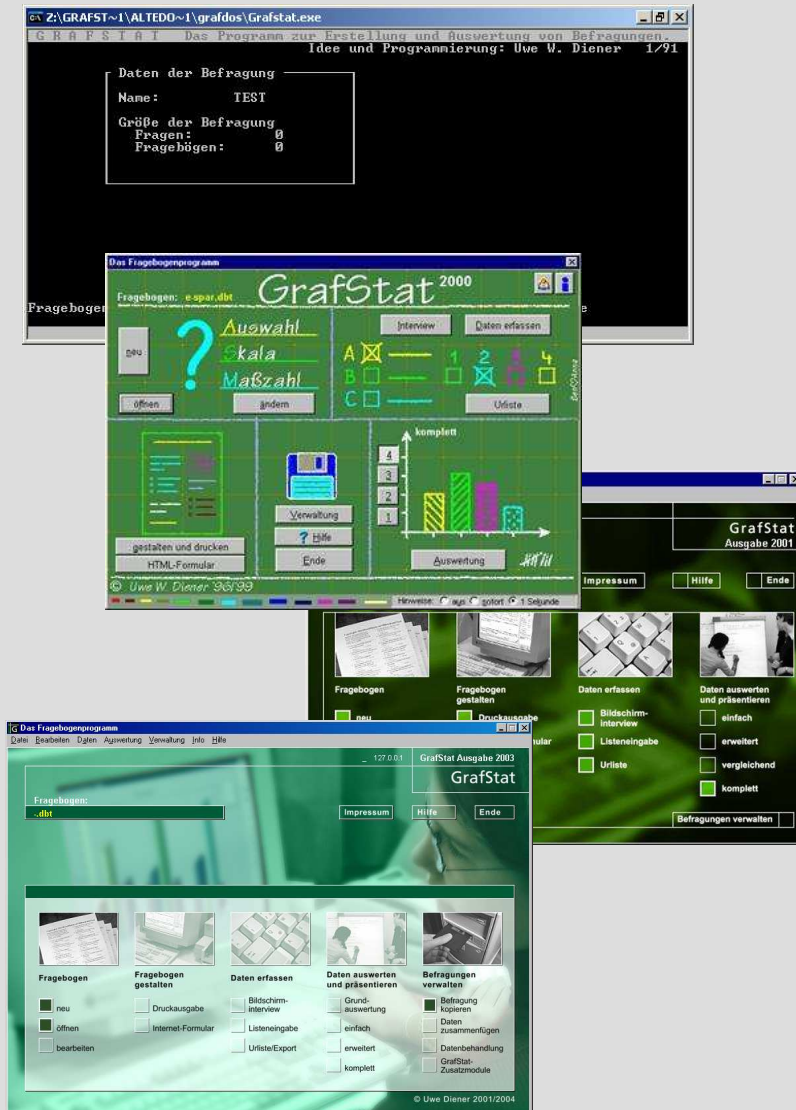
Development of GrafStat

- developed by Uwe Diener in cooperation with Prof. Dr. Wolfgang Sander (University of Münster) and public support of the Federal Agency for Civic Education/bpb

- GrafStat looks back on a long history: since **1985** the program has continuously been further developed, improved and equipped with new functions.

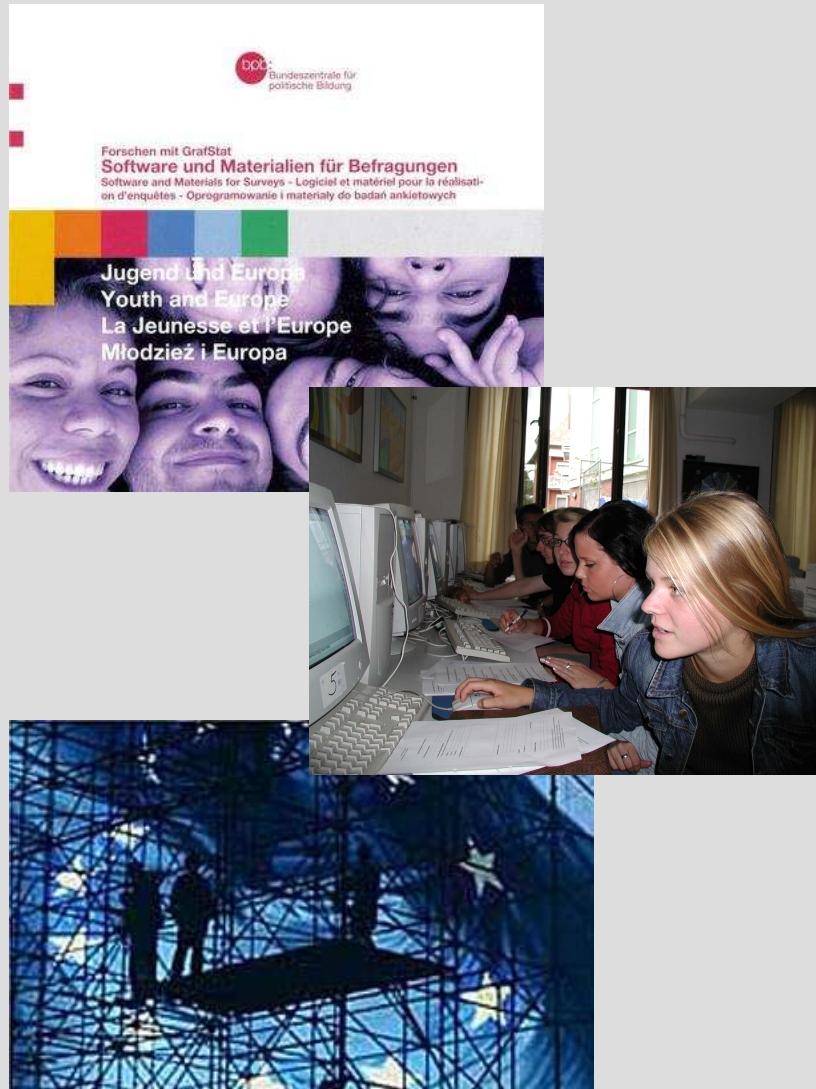
- first as a floppy-based Dos-Version, then as the Windows-based Version GrafStatWIN, up to today's multifunctional version GrafStat 2009

Empirical Surveys / Interviews with GrafStat



...

Teaching unit "Youth and Europe"



"Youth and Europe"

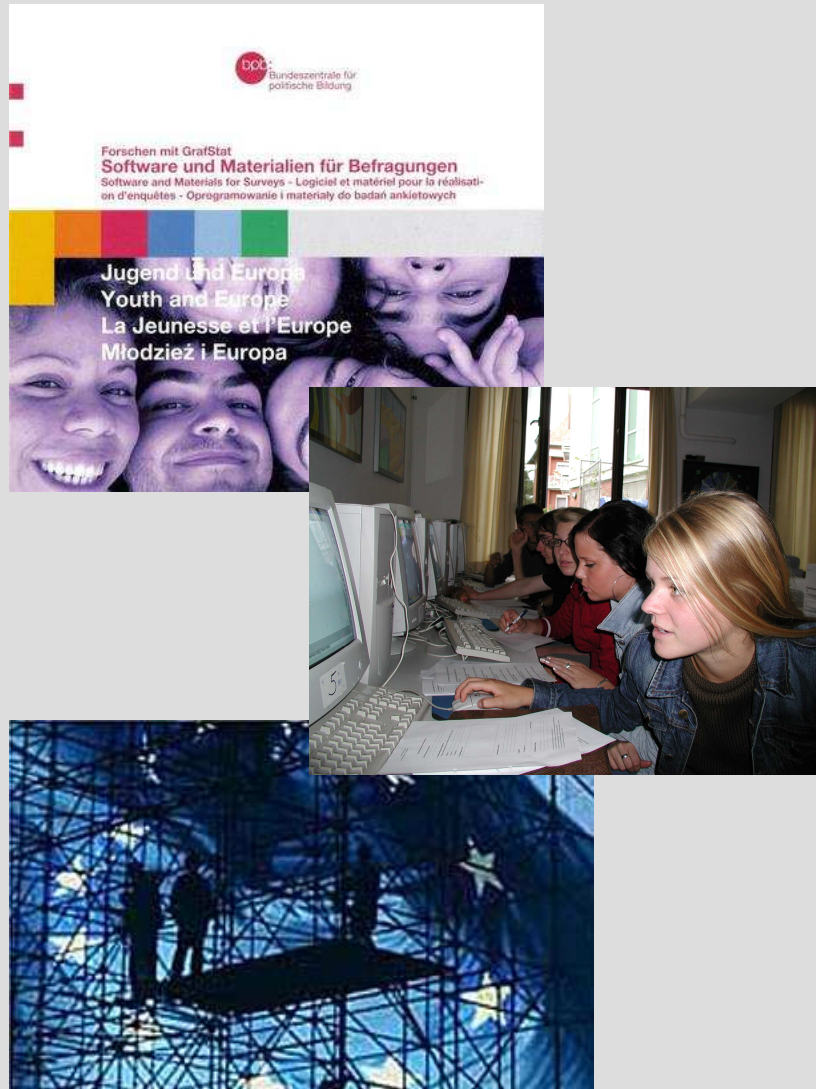
Main idea: Young people interview young people about their opinions on Europe and the EU and how they view the future of Europe.

The survey or youth study is linked to the unit "Jugend und Europa" ("Youth and Europe").

Referring to typical problems of European politics, pupils get knowledge about

- ... the development of the European Union
- ... European institutions and the political process

Youth Study: "Youth and Europe"



Possibilities for international cooperation

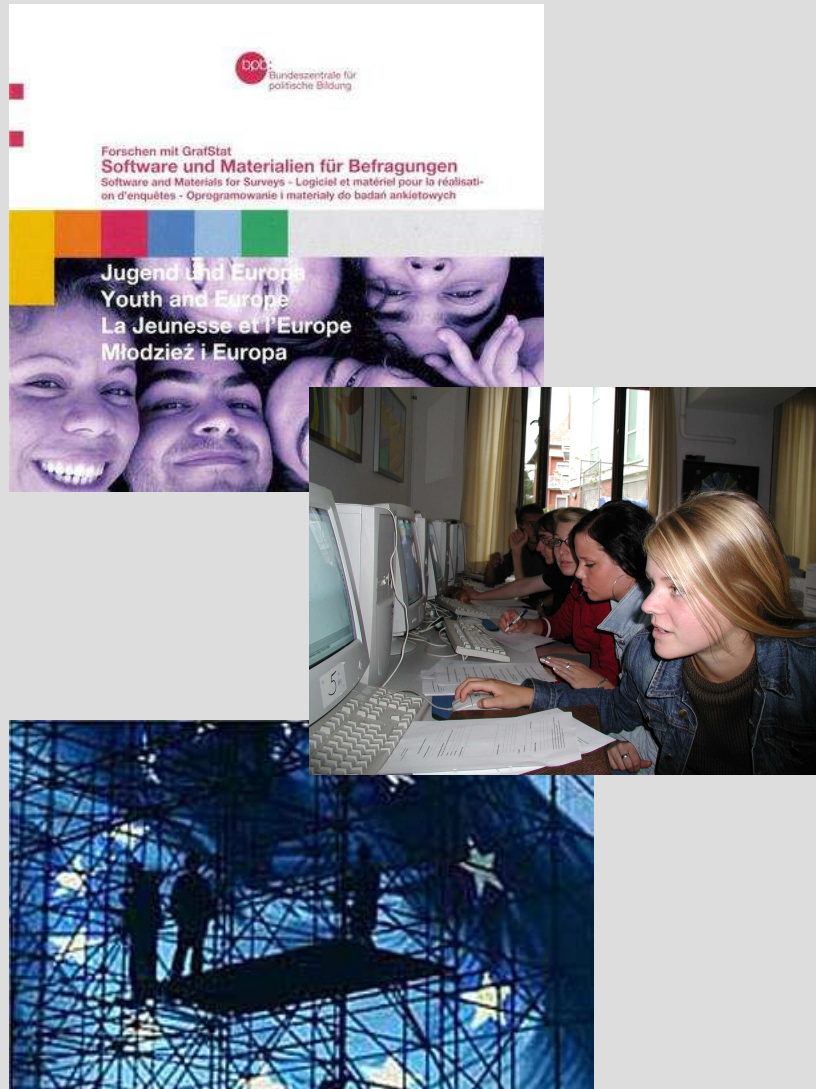
The aim is

... to enable cooperations between schools and classes in different European countries.

... to conduct an international exchange of young people's wishes and predictions – and to thereby stimulate discussion about Europe and the European Union.

... to use und strengthen existing contacts with partner schools in other European countries

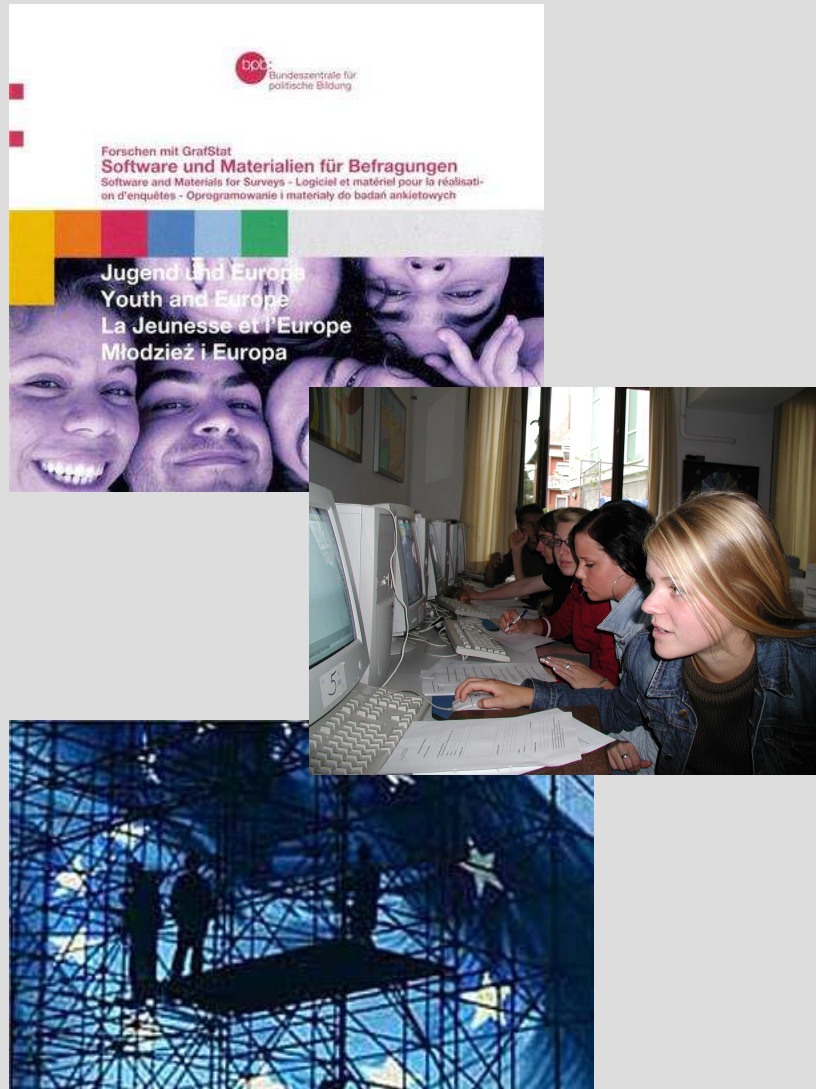
Youth Study: "Youth and Europe"



Possibilities for international cooperation

- a) **Survey results** of German schools can be given to their partner schools to provide a **basis for discussions in class**, e.g. in Social Studies, Political Studies or foreign language classes.
- b) **Surveys are conducted in both countries**. The results are shared, and students then have an up-to-date data basis for an **international comparison of young people's visions** of the future of Europe.

Youth Study: "Youth and Europe"



Possibilities for international cooperation

- c) **Joint future workshops** to develop **new perspectives** for the future of the EU can be initialised between **partner schools** on basis of the results of the survey.

Further training is possible
please contact us!

Prof. Dr. Wolfgang Sander
Andrea Meschede

info@forschenmitgrafstat.de

University of Münster (Germany)

Department for Educational and Social Studies

0049-251-83-24219 /-22222/ -24270

www.bpb.de/grafstat

Discussion

The image shows a presentation slide and a screenshot of the GrafStat software interface. The slide, titled 'Forschen mit GrafStat', is from the 'Bundeszentrale für politische Bildung' and features the text 'Software und Materialien für Befragungen' and 'Jugend und Europa'. The software screenshot shows the main menu with options like 'Fragebogen gestalten', 'Daten erfassen', and 'Befragungen verwalten'. The background of the slide includes a photo of young people and a photo of a person on a scaffolding.

Thank you!